

XR



Application

- For water supply from wells or reservoirs
- For domestic use, for civil and industrial applications
- For garden use and irrigation

Operating conditions

- Maximum fluid temperature up to +35°C
- Maximum sand content: 0.25%
- Maximum immersion: 80 m
- Minimum well diameter: 3"

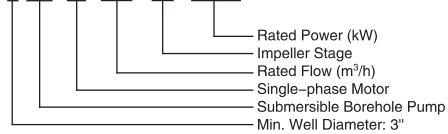
Motor and Pump

- Rewindable motor or full obturated screen motor
- **Three-phase:** 380V–415V/50Hz
- **Single-phase:** 220V–240V/50Hz
- Pumps are designed by casing stressed
- Curve tolerance according to ISO 9906

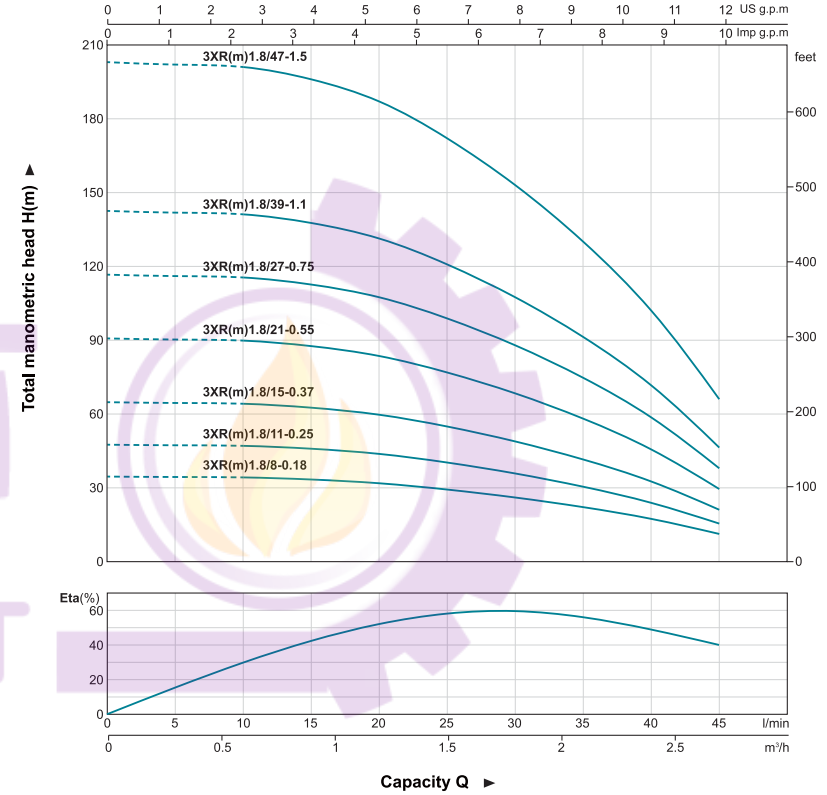
آتور صنعت
ATOORSANAT

Components	Material
Pump external casing	AISI 304 SS
Delivery casing	Cast-Cu ASTM280
Suction lantern	Cast-Cu ASTM280
Diffuser	PC
Impeller	POM
Shaft	1) AISI 316 SS 2) AISI 304 SS
Shaft coupling	1) AISI 316 SS 2) AISI 304 SS
Wear ring	AISI 304 SS
Motor external casing	AISI 304 SS
Top cover	Cast-Cu ASTM280
Bottom support	AISI 304 SS
Mechanical seal	Special seal for deep well (carbon-SiC/TC)
Shaft	AISI 304 SS-C1045
Bearing	NSK
Seal lubricant oil	Oil for food machinery and pharmaceutical use.

3XR(m)1.8/11-0.25



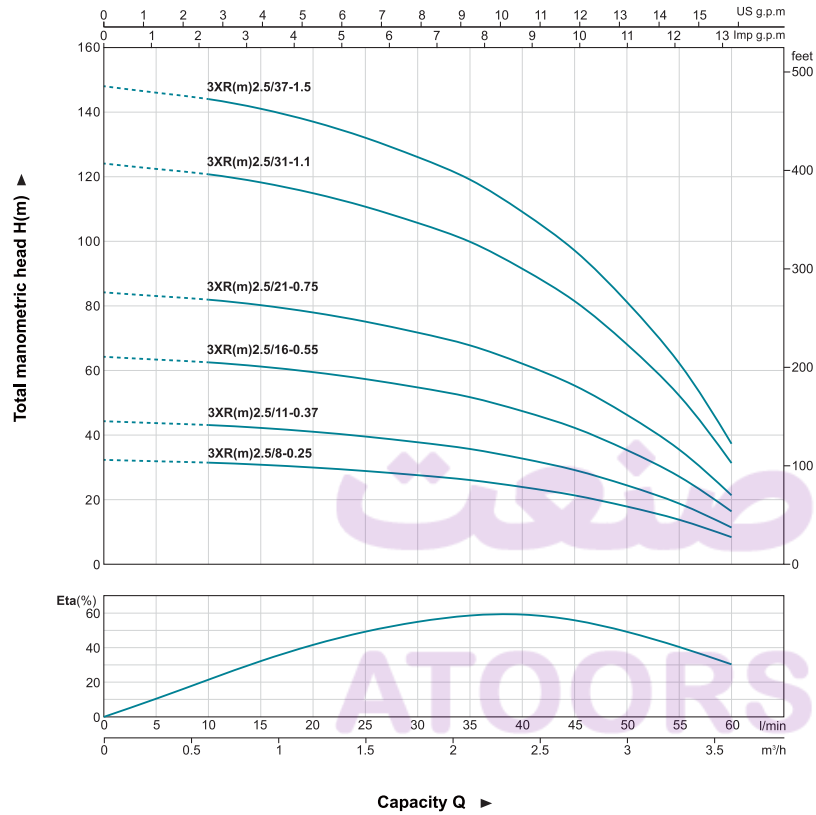
3XR 1.8



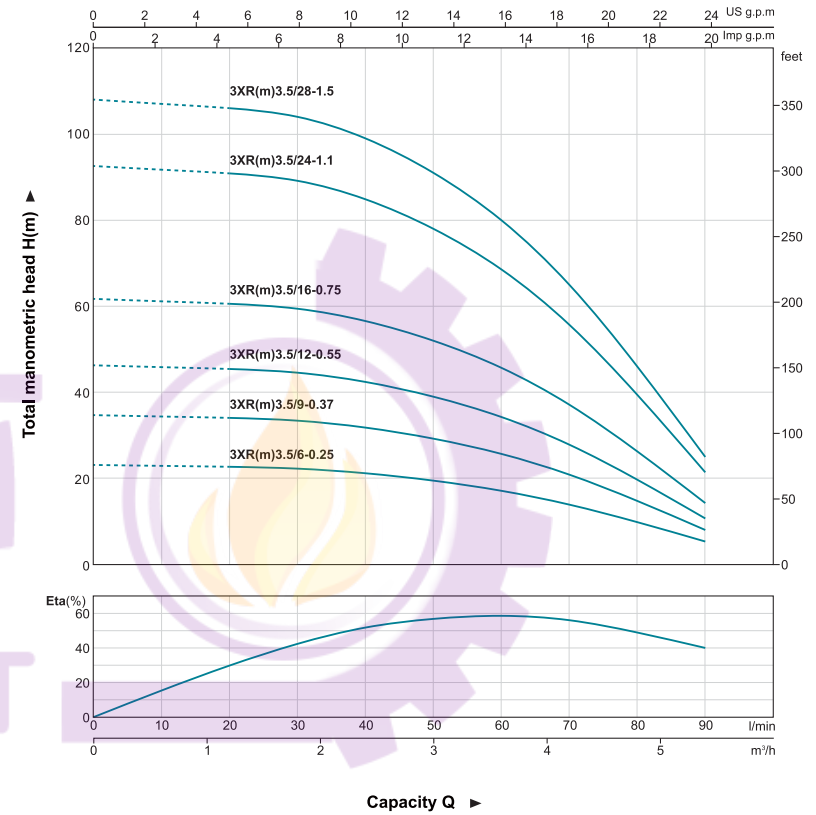
Technical Data

MODEL	P ₂		DELIVERY										n ≈ 2850 1/min
	1 ~ 220 - 240V	3 ~ 380 - 415V	Q	0	0.3	0.6	0.9	1.2	1.5	1.8	2.1	2.4	
		kW	HP	0	5	10	15	20	25	30	35	40	45
3XRm1.8/8-0.18	3XR1.8/8-0.18	0.18	0.25	35	34	34	33	32	29	26	22	17	11
3XRm1.8/11-0.25	3XR1.8/11-0.25	0.25	0.33	48	47	47	46	44	40	36	30	24	15
3XRm1.8/15-0.37	3XR1.8/15-0.37	0.37	0.5	65	64	64	63	60	55	49	41	33	21
3XRm1.8/21-0.55	3XR1.8/21-0.55	0.55	0.75	91	90	90	88	84	77	68	58	46	29
3XRm1.8/27-0.75	3XR1.8/27-0.75	0.75	1	117	116	115	113	107	99	88	75	59	38
3XRm1.8/39-1.1	3XR1.8/39-1.1	1.1	1.5	168	168	167	163	155	143	127	108	85	55
3XRm1.8/47-1.5	3XR1.8/47-1.5	1.5	2	203	202	201	196	187	172	153	130	102	66

3XR 2.5



3XR 3.5



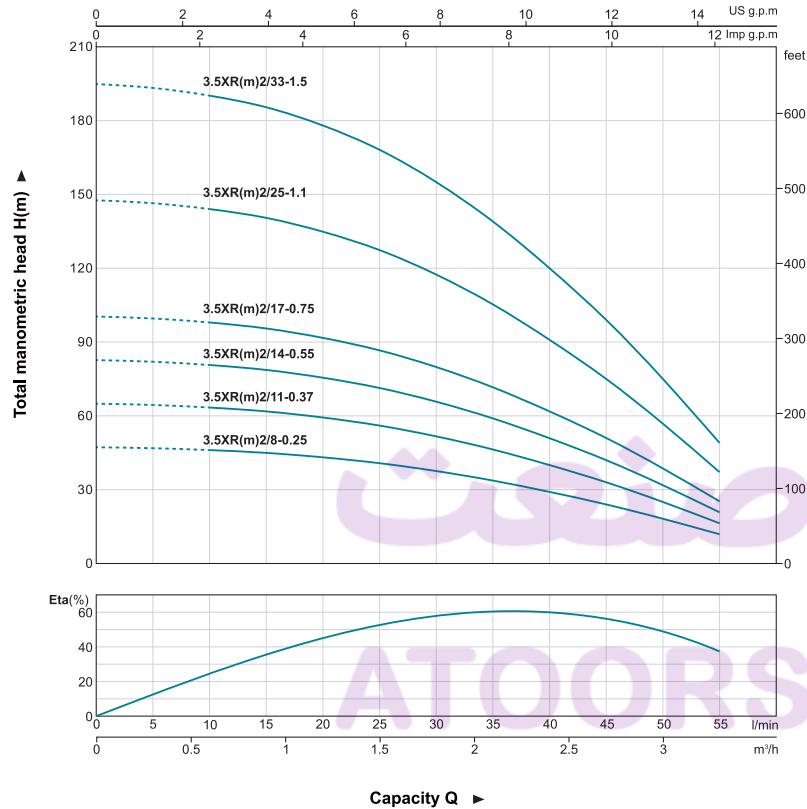
Technical Data

MODEL		P ₂		DELIVERY														
1 ~ 220 - 240V	3 ~ 380 - 415V	kW	HP	n ≈ 2850 1/min														
				Q	H(m)													
					m³/h	0	0.3	0.6	0.9	1.2	1.5	1.8	2.1	2.4	2.7	3.0	3.3	3.6
				l/min	0	5	10	15	20	25	30	35	40	45	50	55	60	
3XRm2.5/8-0.25	3XR2.5/8-0.25	0.25	0.33	32	32	32	31	30	30	29	27	26	24	21	18	13	8	
3XRm2.5/11-0.37	3XR2.5/11-0.37	0.37	0.5	44	43	43	42	41	39	37	35	32	29	24	18	11		
3XRm2.5/16-0.55	3XR2.5/16-0.55	0.55	0.75	64	63	62	61	59	57	54	51	47	42	35	27	16		
3XRm2.5/21-0.75	3XR2.5/21-0.75	0.75	1	84	83	82	80	78	75	72	68	62	56	46	35	21		
3XRm2.5/31-1.1	3XR2.5/31-1.1	1.1	1.5	124	122	121	118	115	111	106	100	91	82	68	52	31		
3XRm2.5/37-1.5	3XR2.5/37-1.5	1.5	2	148	146	144	141	137	132	126	119	109	98	81	62	37		

Technical Data

MODEL		P ₂		DELIVERY														
1 ~ 220 - 240V	3 ~ 380 - 415V	kW	HP	n ≈ 2850 1/min														
				Q	H(m)													
					m³/h	0	0.6	1.2	1.8	2.4	3.0	3.6	4.2	4.8	5.4			
				l/min	0	10	20	30	40	50	60	70	80	90				
3XRm3.5/6-0.25	3XR3.5/6-0.25	0.25	0.33	23	23	23	22	21	20	17	14	10	5					
3XRm3.5/9-0.37	3XR3.5/9-0.37	0.37	0.5	35	34	34	33	32	29	26	21	15	8					
3XRm3.5/12-0.55	3XR3.5/12-0.55	0.55	0.75	46	46	45	45	42	39	34	28	20	11					
3XRm3.5/16-0.75	3XR3.5/16-0.75	0.75	1	62	61	61	59	57	52	46	37	26	14					
3XRm3.5/24-1.1	3XR3.5/24-1.1	1.1	1.5	93	92	91	89	85	78	69	56	39	21					
3XRm3.5/28-1.5	3XR3.5/28-1.5	1.5	2	108	107	106	104	99	91	80	65	46	25					

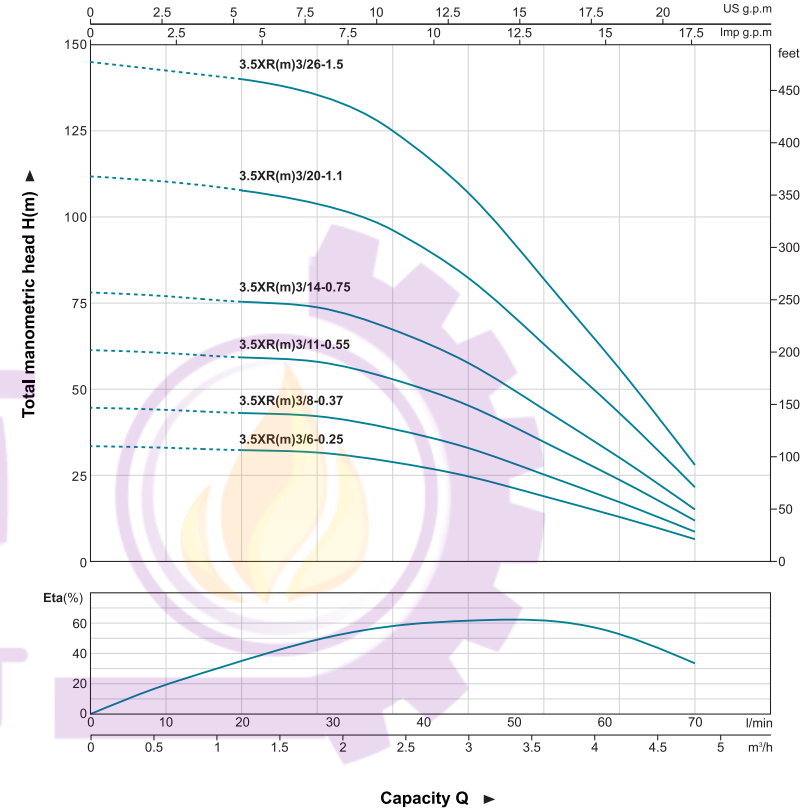
3.5XR 2



Technical Data

MODEL		P ₂		DELIVERY n≈2850 l/min														
1 ~ 220 - 240V	3 ~ 380 - 415V	kW	HP	Q	m ³ /h	0	0.3	0.6	0.9	1.2	1.5	1.8	2.1	2.4	2.7	3.0	3.3	
				H(m)	l/min	0	5	10	15	20	25	30	35	40	45	50	55	
3.5XRm2/8-0.25	3.5XR2/8-0.25	0.25	0.33		47	47	46	45	43	41	38	34	29	24	18	12		
3.5XRm2/11-0.37	3.5XR2/11-0.37	0.37	0.5		65	64	63	62	59	56	52	46	40	33	25	16		
3.5XRm2/14-0.55	3.5XR2/14-0.55	0.55	0.75		83	82	81	78	76	71	66	59	51	42	32	21		
3.5XRm2/17-0.75	3.5XR2/17-0.75	0.75	1		100	99	98	95	92	87	80	72	62	51	39	25		
3.5XRm2/25-1.1	3.5XR2/25-1.1	1.1	1.5		148	146	144	140	135	127	117	105	91	75	57	37		
3.5XRm2/33-1.5	3.5XR2/33-1.5	1.5	2		195	193	190	185	178	168	155	139	120	99	75	49		

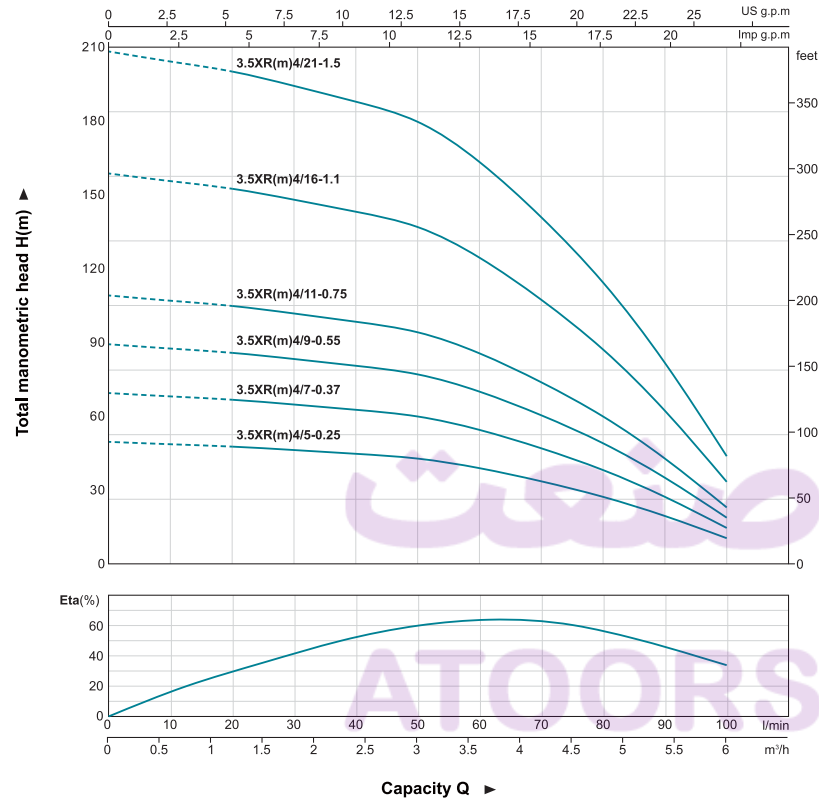
3.5XR 3



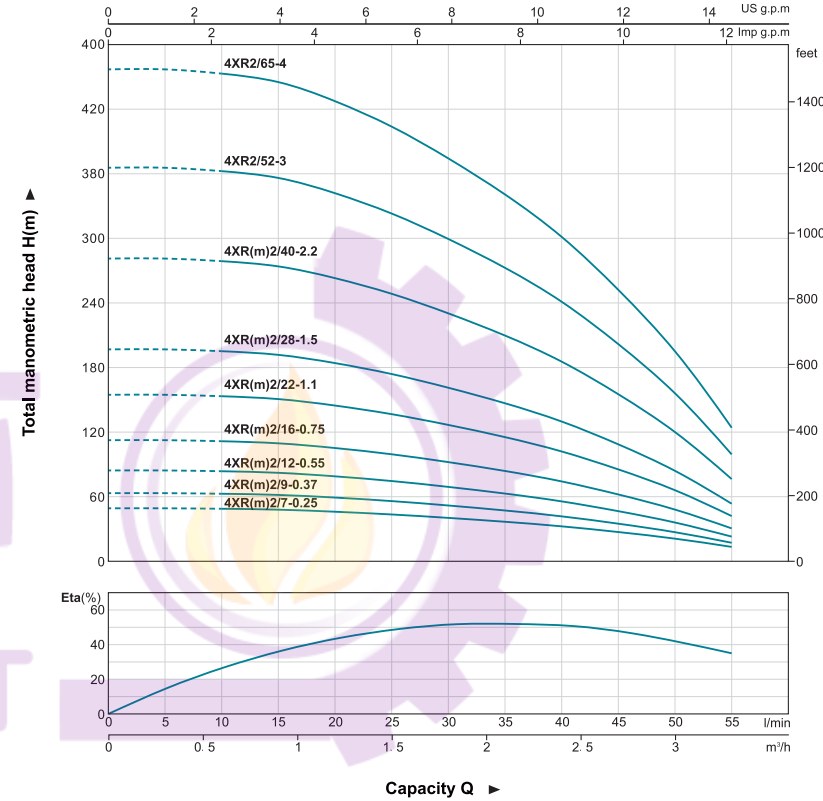
Technical Data

MODEL		P ₂		DELIVERY n≈2850 l/min													
1 ~ 220 - 240V	3 ~ 380 - 415V	kW	HP	Q	m ³ /h	0	0.6	1.2	1.8	2.4	3.0	3.6	4.2	4.8			
				H(m)	l/min	0	10	20	30	40	50	60	70	80			
3.5XRm3/6-0.25	3.5XR3/6-0.25	0.25	0.33		33	33	32	32	29	25	19	13	6				
3.5XRm3/8-0.37	3.5XR3/8-0.37	0.37	0.5		45	44	43	42	38	33	25	17	9				
3.5XRm3/11-0.55	3.5XR3/11-0.55	0.55	0.75		61	61	59	58	53	45	35	24	12				
3.5XRm3/14-0.75	3.5XR3/14-0.75	0.75	1		78	77	75	74	67	58	44	30	15				
3.5XRm3/20-1.1	3.5XR3/20-1.1	1.1	1.5		112	110	108	105	96	82	63	43	22				
3.5XRm3/26-1.5	3.5XR3/26-1.5	1.5	2		145	143	140	137	125	107	82	56	28				

3.5XR 4



4XR 2



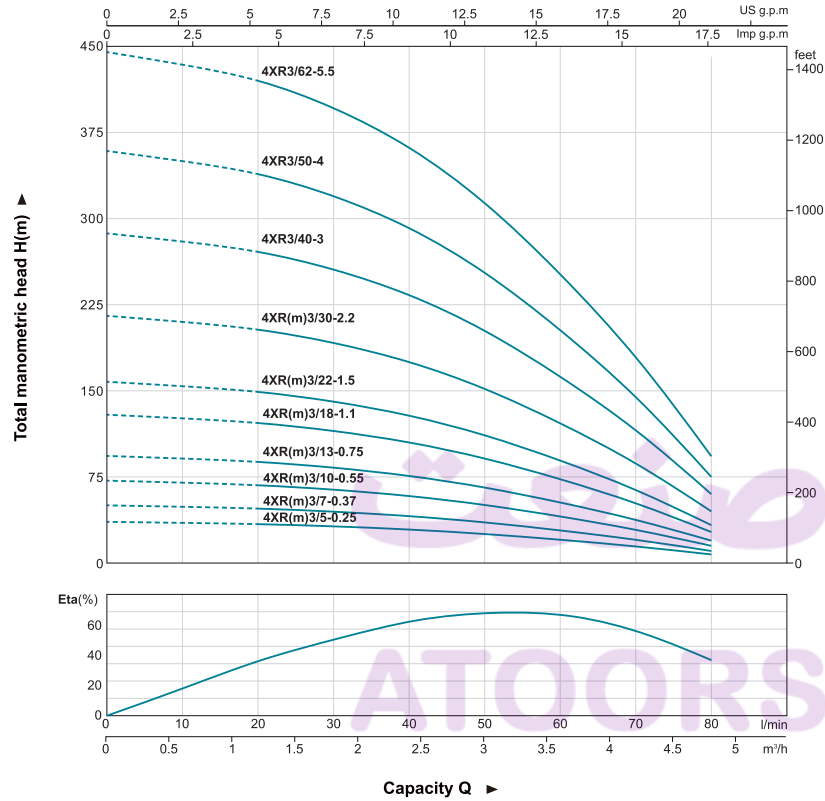
Technical Data

MODEL		P ₂		DELIVERY n≈2850 1/min												
1 ~ 220 - 240V	3 ~ 380 - 415V	kW	HP	Q m³/h l/min	0	0.6	1.2	1.8	2.4	3.0	3.6	4.2	4.8	5.4	6.0	
3.5XRm4/5-0.25	3.5XR4/5-0.25	0.25	0.33		0	10	20	30	40	50	60	70	80	90	100	
3.5XRm4/7-0.37	3.5XR4/7-0.37	0.37	0.5	H(m)	28	28	27	26	25	25	22	19	15	11	6	
3.5XRm4/9-0.55	3.5XR4/9-0.55	0.55	0.75		40	39	38	37	36	34	31	27	22	16	8	
3.5XRm4/11-0.75	3.5XR4/11-0.75	0.75	1		51	50	49	48	46	44	40	34	28	20	11	
3.5XRm4/16-1.1	3.5XR4/16-1.1	1.1	1.5		62	61	60	58	56	54	49	42	34	25	13	
3.5XRm4/21-1.5	3.5XR4/21-1.5	1.5	2		91	89	87	85	82	78	71	61	50	36	19	
					119	117	114	111	107	103	93	80	65	47	25	

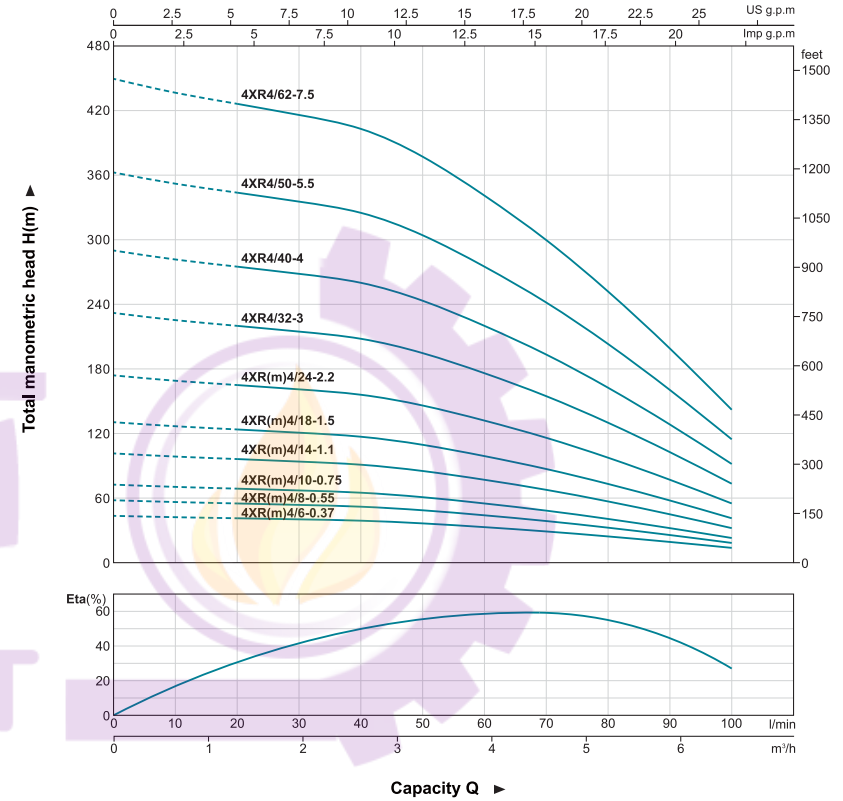
Technical Data

MODEL		P ₂		DELIVERY n≈2850 1/min																
1 ~ 220 - 240V	3 ~ 380 - 415V	kW	HP	Q m³/h l/min	0	0.3	0.6	0.9	1.2	1.5	1.8	2.1	2.4	2.7	3.0	3.3				
4XRm2/7-0.25	4XR2/7-0.25	0.25	0.33		0	5	10	15	20	25	30	35	40	45	50	55				
4XRm2/9-0.37	4XR2/9-0.37	0.37	0.5	H(m)	49	49	49	48	46	44	40	37	32	27	21	13				
4XRm2/12-0.55	4XR2/12-0.55	0.55	0.75		63	63	63	62	59	56	52	47	42	35	27	17				
4XRm2/16-0.75	4XR2/16-0.75	0.75	1		84	84	84	82	79	75	69	63	56	47	36	23				
4XRm2/22-1.1	4XR2/22-1.1	1.1	1.5		112	112	112	110	105	99	92	84	74	62	48	31				
4XRm2/28-1.5	4XR2/28-1.5	1.5	2		155	155	153	151	145	137	127	115	102	85	66	42				
4XRm2/40-2.2	4XR2/40-2.2	2.2	3		197	197	195	192	184	174	161	147	130	109	84	53				
-	4XR2/52-3	3	4		281	281	279	274	263	249	230	210	185	155	120	76				
-	4XR2/52-3	3	4		366	366	362	356	342	323	299	273	241	202	156	99				
-	4XR2/65-4	4	5.5		457	457	453	445	427	404	374	341	301	252	195	124				

4XR 3



4XR 4



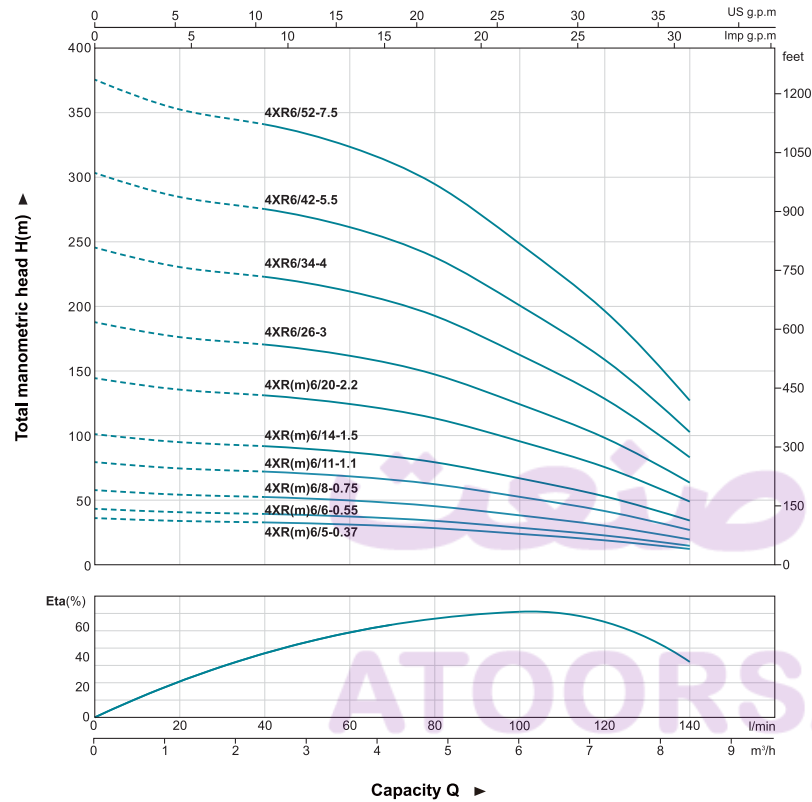
Technical Data

MODEL		P ₂		DELIVERY								n ≈ 2850 1/min	
1 ~ 220 - 240V	3 ~ 380 - 415V	kW	HP	Q	0	0.6	1.2	1.8	2.4	3.0	3.6	4.2	4.8
				m³/h	0	10	20	30	40	50	60	70	80
4XRm3/5-0.25	4XR3/5-0.25	0.25	0.33	H(m)	36	35	34	32	29	25	20	14	7
4XRm3/7-0.37	4XR3/7-0.37	0.37	0.5		50	49	47	45	41	35	28	20	10
4XRm3/10-0.55	4XR3/10-0.55	0.55	0.75		72	70	68	64	58	50	40	29	15
4XRm3/13-0.75	4XR3/13-0.75	0.75	1		93	91	88	83	76	66	53	38	19
4XRm3/18-1.1	4XR3/18-1.1	1.1	1.5		129	126	122	115	105	91	73	52	27
4XRm3/22-1.5	4XR3/22-1.5	1.5	2		158	154	149	141	128	111	89	64	33
4XRm3/30-2.2	4XR3/30-2.2	2.2	3		215	210	203	192	175	151	121	87	45
-	4XR3/40-3	3	4		287	280	271	255	234	202	162	115	60
-	4XR3/50-4	4	5.5		359	350	339	319	292	252	202	144	75
-	4XR3/62-5.5	5.5	7.5		445	434	420	396	362	313	251	179	93

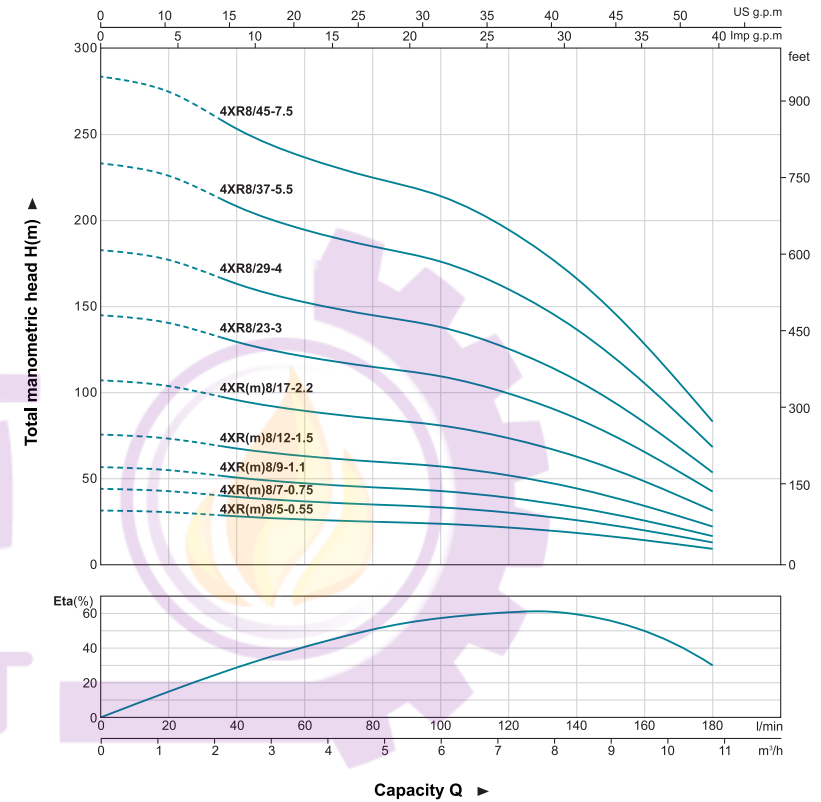
Technical Data

MODEL		P ₂		DELIVERY								n ≈ 2850 1/min			
1 ~ 220 - 240V	3 ~ 380 - 415V	kW	HP	Q	0	0.6	1.2	1.8	2.4	3.0	3.6	4.2	4.8	5.4	6.0
				m³/h	0	10	20	30	40	50	60	70	80	90	100
4XRm4/6-0.37	4XR4/6-0.37	0.37	0.5	H(m)	44	42	41	40	39	36	33	29	24	19	14
4XRm4/8-0.55	4XR4/8-0.55	0.55	0.75		58	56	55	54	52	49	44	39	33	26	18
4XRm4/10-0.75	4XR4/10-0.75	0.75	1		73	70	69	67	65	61	55	48	41	32	23
4XRm4/14-1.1	4XR4/14-1.1	1.1	1.5		102	98	96	94	91	85	77	68	57	45	32
4XRm4/18-1.5	4XR4/18-1.5	1.5	2		131	127	124	121	117	109	99	87	73	58	41
4XRm4/24-2.2	4XR4/24-2.2	2.2	3		174	169	165	161	156	146	132	116	98	77	55
-	4XR4/32-3	3	4		232	225	220	215	208	195	176	155	130	103	73
-	4XR4/40-4	4	5.5		290	281	275	268	260	243	220	194	163	128	92
-	4XR4/50-5.5	5.5	7.5		363	352	344	335	325	304	275	242	203	160	115
-	4XR4/62-7.5	7.5	10		450	436	426	416	403	377	341	300	252	199	142

4XR 6



4XR 8



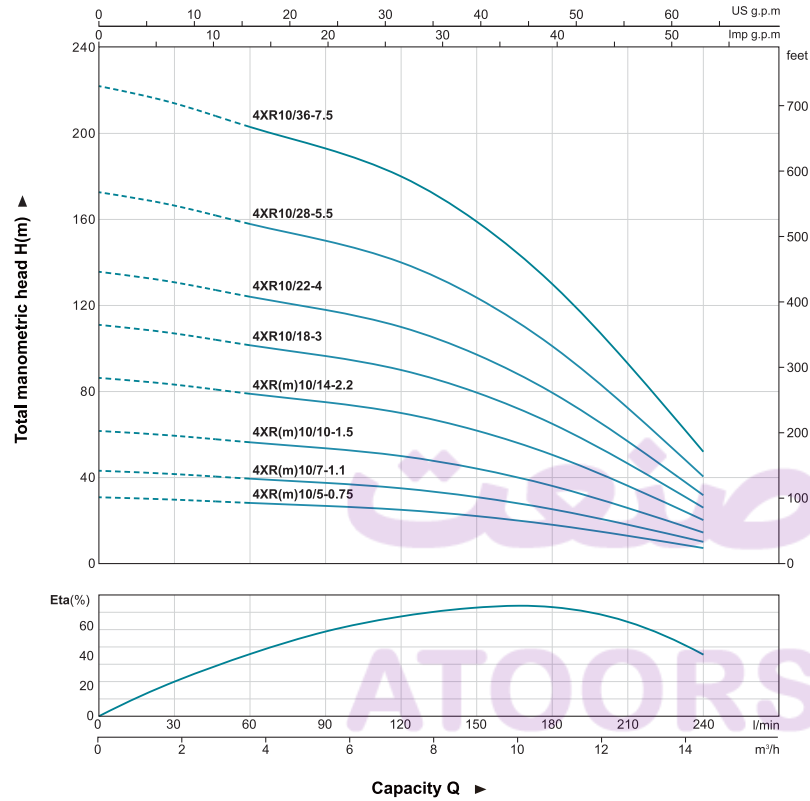
Technical Data

MODEL		P ₂		DELIVERY n≈2850 1/min								
1 ~ 220 - 240V	3 ~ 380 - 415V	kW	HP	Q m³/h l/min	0	1.2	2.4	3.6	4.8	6.0	7.2	8.4
4XRm6/5-0.37	4XR6/5-0.37	0.37	0.5		H(m)	36	34	33	31	28	24	19
4XRm6/6-0.55	4XR6/6-0.55	0.55	0.75	43		41	39	37	34	29	23	15
4XRm6/8-0.75	4XR6/8-0.75	0.75	1	58		54	52	50	45	38	30	20
4XRm6/11-1.1	4XR6/11-1.1	1.1	1.5	80		74	72	69	62	52	41	27
4XRm6/14-1.5	4XR6/14-1.5	1.5	2	101		95	92	87	79	67	53	34
4XRm6/20-2.2	4XR6/20-2.2	2.2	3	145		135	131	125	113	95	75	49
-	4XR6/26-3	3	4	188		176	171	162	147	124	98	63
-	4XR6/34-4	4	5.5	246		230	223	212	193	162	128	83
-	4XR6/42-5.5	5.5	7.5	304		284	275	262	238	200	158	103
-	4XR6/52-7.5	7.5	10	376		352	341	324	295	248	196	127

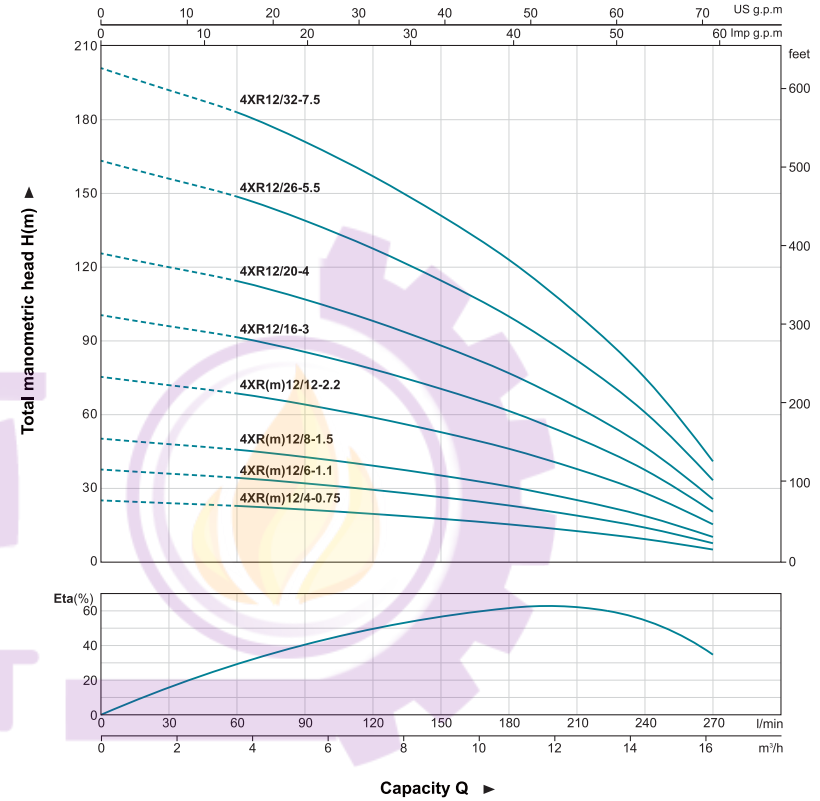
Technical Data

MODEL		P ₂		DELIVERY n≈2850 1/min													
1 ~ 220 - 240V	3 ~ 380 - 415V	kW	HP	Q m³/h l/min	0	1.2	2.4	3.6	4.8	6.0	7.2	8.4	9.6	10.8			
4XRm8/5-0.55	4XR8/5-0.55	0.55	0.75		H(m)	32	31	28	26	25	24	22	18	14	9		
4XRm8/7-0.75	4XR8/7-0.75	0.75	1	44		43	39	37	35	33	30	26	20	13			
4XRm8/9-1.1	4XR8/9-1.1	1.1	1.5	57		55	51	47	45	43	39	33	26	17			
4XRm8/12-1.5	4XR8/12-1.5	1.5	2	76		73	67	63	60	57	52	44	34	22			
4XRm8/17-2.2	4XR8/17-2.2	2.2	3	107		104	96	90	85	81	74	63	48	31			
-	4XR8/23-3	3	4	145		141	129	121	115	109	100	85	65	42			
-	4XR8/29-4	4	5.5	183		177	163	153	145	138	126	107	82	53			
-	4XR8/37-5.5	5.5	7.5	234		226	208	195	185	176	160	136	105	68			
-	4XR8/45-7.5	7.5	10	284		275	253	237	225	214	195	166	128	83			

4XR 10



4XR 12



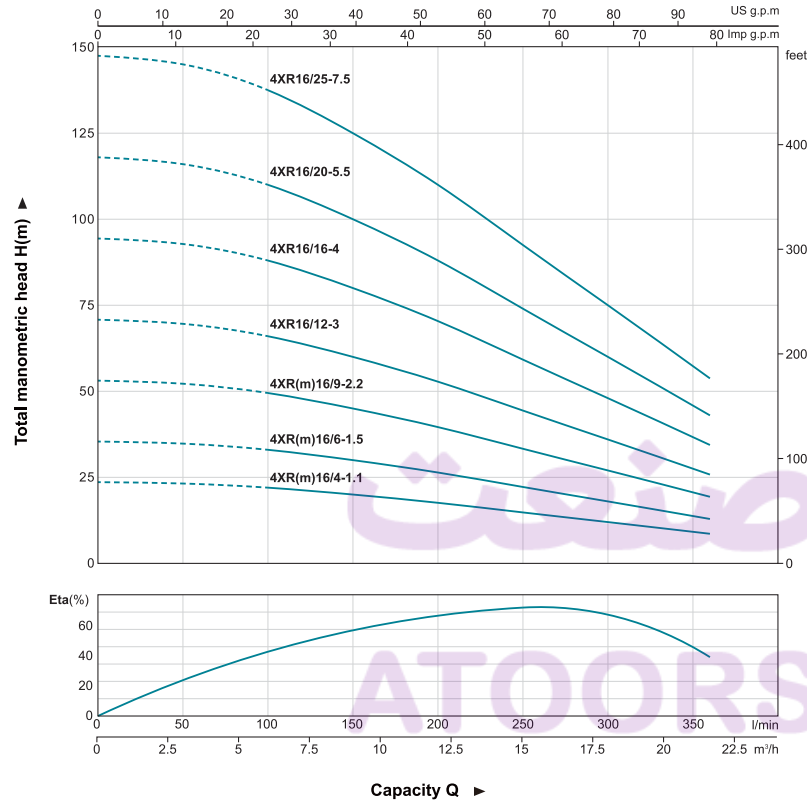
Technical Data

MODEL		P ₂		DELIVERY										
1 ~ 220 - 240V	3 ~ 380 - 415V	kW	HP	n ≈ 2850 1/min										
				Q	0	1.8	3.6	5.4	7.2	9.0	10.8	12.6	14.4	
				H(m)	0	30	60	90	120	150	180	210	240	
4XRm10/5-0.75	4XR10/5-0.75	0.75	1	H(m)	31	30	28	27	25	22	18	13	7	
4XRm10/7-1.1	4XR10/7-1.1	1.1	1.5		43	42	39	38	35	31	25	18	10	
4XRm10/10-1.5	4XR10/10-1.5	1.5	2		62	59	56	54	50	44	36	26	14	
4XRm10/14-2.2	4XR10/14-2.2	2.2	3		99	83	79	75	70	62	51	36	20	
-	4XR10/18-3	3	4		123	107	101	96	90	79	65	46	26	
-	4XR10/22-4	4	5.5		154	131	124	118	110	97	79	57	32	
-	4XR10/28-5.5	5.5	7.5		197	190	158	150	140	124	101	72	40	
-	4XR10/36-7.5	7.5	10		222	214	203	193	180	159	130	93	52	

Technical Data

MODEL		P ₂		DELIVERY										
1 ~ 220 - 240V	3 ~ 380 - 415V	kW	HP	n ≈ 2850 1/min										
				Q	0	1.8	3.6	5.4	7.2	9.0	10.8	12.6	14.4	16.2
				H(m)	0	30	60	90	120	150	180	210	240	270
4XRm12/4-0.75	4XR12/4-0.75	0.75	1	H(m)	25	24	23	21	20	18	15	13	9	5
4XRm12/6-1.1	4XR12/6-1.1	1.1	1.5		38	36	34	32	29	26	23	19	14	8
4XRm12/8-1.5	4XR12/8-1.5	1.5	2		50	48	46	43	39	35	31	25	19	10
4XRm12/12-2.2	4XR12/12-2.2	2.2	3		75	72	69	64	59	53	46	38	28	15
-	4XR12/16-3	3	4		101	96	92	86	79	71	62	51	38	21
-	4XR12/20-4	4	5.5		126	120	114	107	98	88	77	63	47	26
-	4XR12/26-5.5	5.5	7.5		163	156	149	139	128	115	100	82	61	33
-	4XR12/32-7.5	7.5	10		201	192	183	171	157	141	123	101	75	41

4XR 16



Technical Data

MODEL		P ₂		DELIVERY								
				n ≈ 2850 1/min								
1 ~ 220 - 240V	3 ~ 380 - 415V	kW	HP	Q	0	3	6	9	12	15	18	21
					m ³ /h	0	50	100	150	200	250	300
4XRm16/4-1.1	4XR16/4-1.1	1.1	1.5	H(m)	24	23	22	20	18	15	12	9
4XRm16/6-1.5	4XR16/6-1.5	1.5	2		36	35	33	30	26	22	18	13
4XRm16/9-2.2	4XR16/9-2.2	2.2	3		53	52	50	45	40	33	27	19
-	4XR16/12-3	3	4		71	70	66	60	53	45	36	26
-	4XR16/16-4	4	5.5		95	93	88	80	70	60	48	35
-	4XR16/20-5.5	5.5	7.5		118	116	110	100	88	74	60	43
-	4XR16/25-7.5	7.5	10		148	145	138	125	110	93	75	54

4XRS

Application

- For water supply from wells or reservoirs
- For domestic use, for civil and industrial applications
- For garden use and irrigation

Operating conditions

- Maximum fluid temperature up to +50 °C
- Maximum sand content: 0.25%
- Maximum immersion: 80m
- Minimum well diameter: 4"

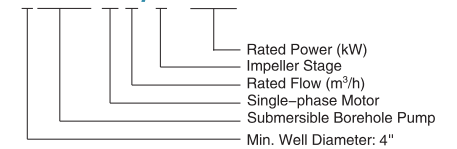
Motor and Pump

- Rewindable motor or full obturated screen motor
- **Three-phase:** 380V-415V/50Hz
- **Single-phase:** 220V-240V/50Hz
- Equip with start control box or digital auto-control box
- **NEMA** dimension standards
- Curve tolerance according to ISO 9906

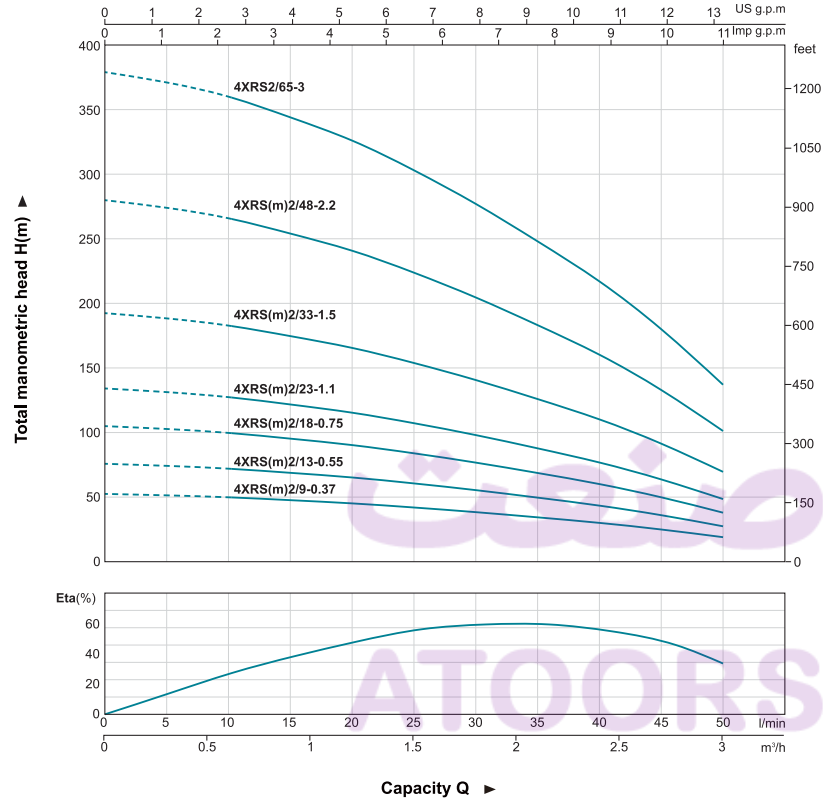


Components	Material
Delivery casing	① AISI 304 SS ② AISI 316 SS
Check valve	① AISI 304 SS ② AISI 316 SS
Suction lantern	① AISI 304 SS ② AISI 316 SS
Stage casing	① AISI 304 SS ② AISI 316 SS
Impeller	① AISI 304 SS ② AISI 316 SS
Shaft	① AISI 316 SS ② AISI 304 SS
Shaft coupling	① AISI 316 SS ② AISI 304 SS
Wear ring	Rubber
Motor external casing	AISI 304SS
Top chock	① Cast-Cu ASTM280 ② Cast-iron G20 UNI5007
Bottom support	AISI 304SS
Mechanical seal	Special seal for deep well (carbon-SiC/TC)
Shaft	AISI 304SS-C1045
Bearing	NSK
Seal lubricant oil	Oil for food machinery and pharmaceutical use.

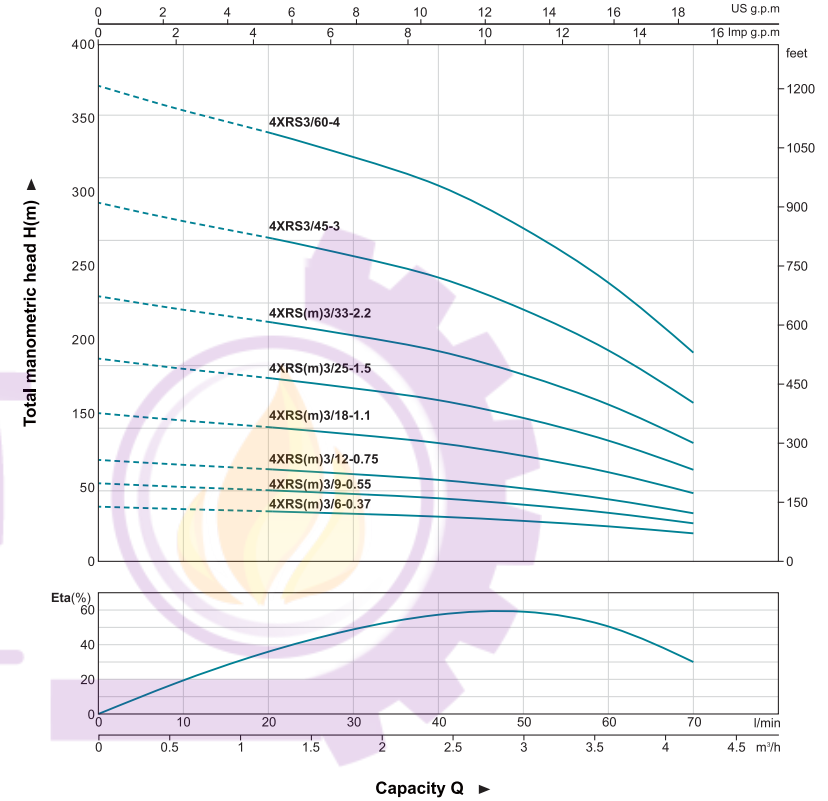
4XRSm2/9-0.37



4XRS 2



4XRS 3



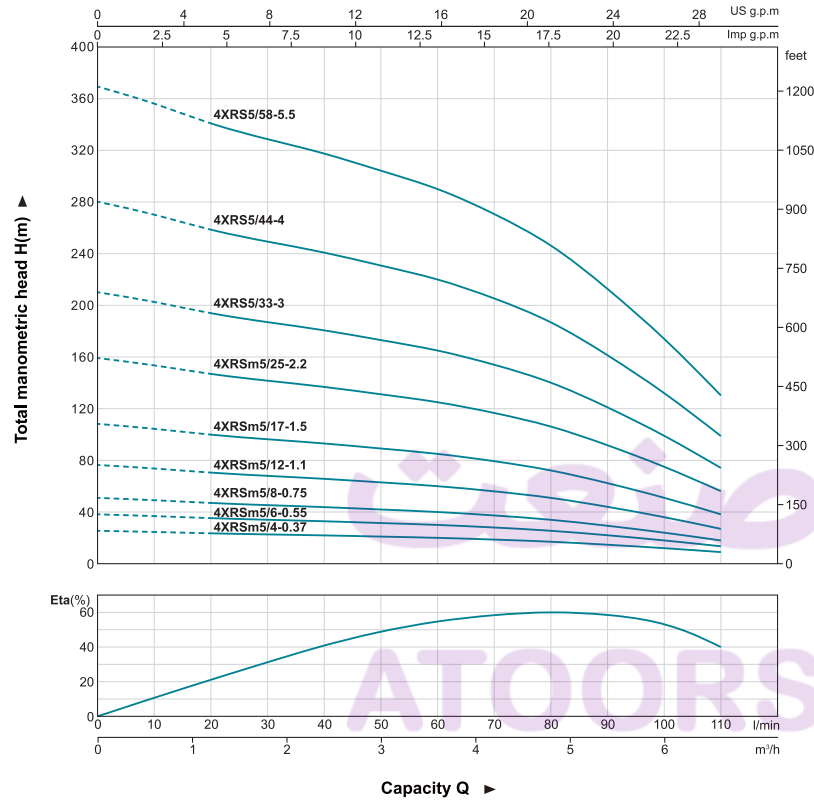
Technical Data

MODEL		P ₂		DELIVERY																					
1 ~ 220 - 240V		3 ~ 380 - 415V		n ≈ 2850 1/min																					
		kW	HP	Q																					
				m ³ /h																					
				l/min																					
4XRSm2/9-0.37	4XRS2/9-0.37	0.37	0.5	0	0.3	0.6	0.9	1.2	1.5	1.8	2.1	2.4	2.7	3.0	0	5	10	15	20	25	30	35	40	45	50
4XRSm2/13-0.55	4XRS2/13-0.55	0.55	0.75	52	51	50	48	45	42	38	34	30	25	19	76	74	72	69	65	61	55	50	43	36	27
4XRSm2/18-0.75	4XRS2/18-0.75	0.75	1	105	103	100	95	90	84	77	69	60	50	38	134	131	127	122	115	107	98	88	77	64	48
4XRSm2/23-1.1	4XRS2/23-1.1	1.1	1.5	192	188	183	175	166	154	141	126	110	91	70	280	274	266	254	241	224	205	183	160	133	101
4XRSm2/33-1.5	4XRS2/33-1.5	1.5	2	379	371	360	344	326	303	277	248	217	180	137											
4XRSm2/48-2.2	4XRS2/48-2.2	2.2	3																						
-	4XRS2/65-3	3	4																						

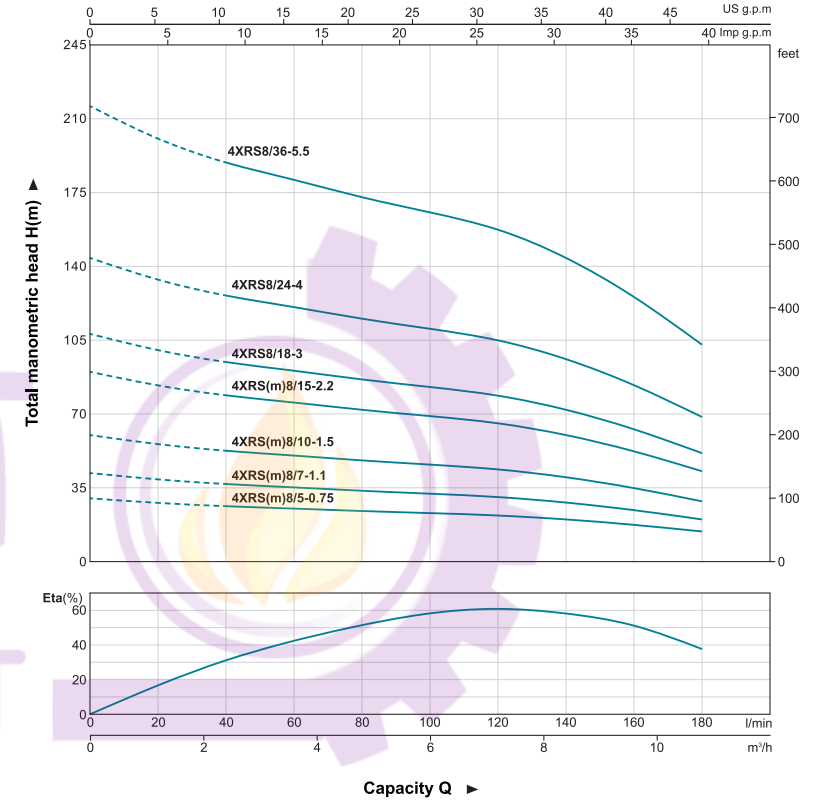
Technical Data

MODEL		P ₂		DELIVERY																		
1 ~ 220 - 240V		3 ~ 380 - 415V		n ≈ 2850 1/min																		
		kW	HP	Q																		
				m ³ /h																		
				l/min																		
4XRSm3/6-0.37	4XRS3/6-0.37	0.37	0.5	0	0.6	1.2	1.8	2.4	3.0	3.6	4.2	4.8	5.4	6.0	0	10	20	30	40	50	60	70
4XRSm3/9-0.55	4XRS3/9-0.55	0.55	0.75	37	35	34	32	29	26	22	16	56	53	50	48	44	39	32	24			
4XRSm3/12-0.75	4XRS3/12-0.75	0.75	1	75	71	67	63	59	52	43	32	112	106	101	95	88	78	65	48			
4XRSm3/18-1.1	4XRS3/18-1.1	1.1	1.5	155	148	140	132	123	108	90	67	205	195	185	174	162	143	119	88			
4XRSm3/25-1.5	4XRS3/25-1.5	1.5	2	280	266	252	238	221	195	162	120	373	354	336	317	294	260	216	160			
-	4XRS3/45-3	3	4																			
-	4XRS3/60-4	4	5.5																			

4XRS 5



4XRS 8



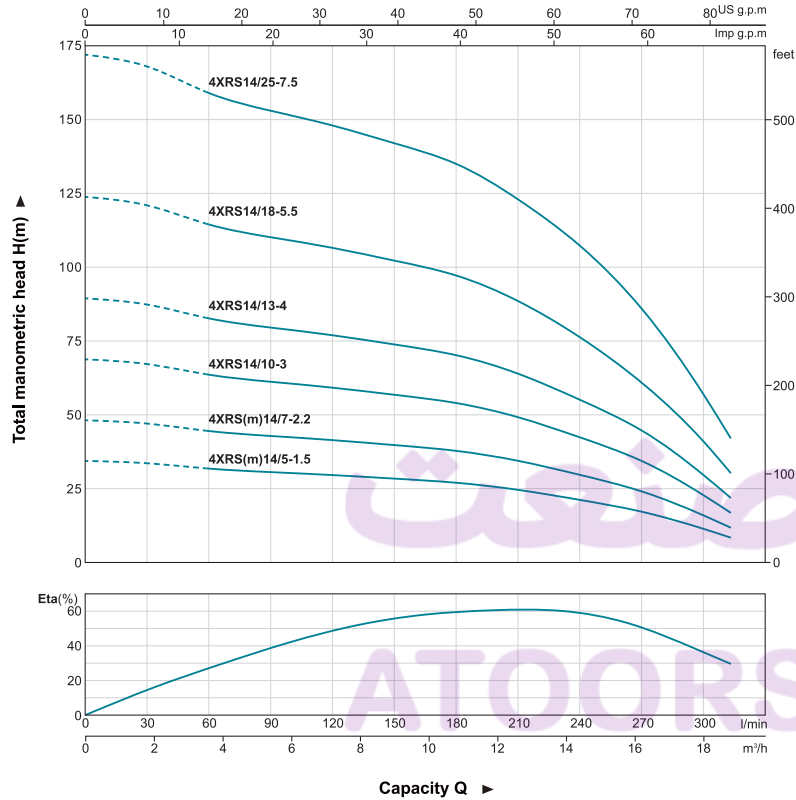
Technical Data

MODEL		P ₂		DELIVERY n≈2850 1/min												
1 ~ 220 - 240V	3 ~ 380 - 415V	kW	HP	Q	0	0.6	1.2	1.8	2.4	3.0	3.6	4.2	4.8	5.4	6.0	6.6
				m³/h	0	10	20	30	40	50	60	70	80	90	100	110
4XRSm5/4-0.37	4XRS5/4-0.37	0.37	0.5	H(m)	25	25	24	23	22	21	20	19	17	15	12	9
4XRSm5/6-0.55	4XRS5/6-0.55	0.55	0.75		38	37	35	34	33	31	30	28	25	22	18	13
4XRSm5/8-0.75	4XRS5/8-0.75	0.75	1		51	49	47	45	44	42	40	37	34	29	24	18
4XRSm5/12-1.1	4XRS5/12-1.1	1.1	1.5		76	74	71	68	66	63	60	56	51	44	36	27
4XRSm5/17-1.5	4XRS5/17-1.5	1.5	2		108	104	100	96	93	89	85	79	72	62	51	38
4XRSm5/25-2.2	4XRS5/25-2.2	2.2	3		159	153	147	142	137	131	125	117	106	92	75	56
-	4XRS5/33-3	3	4		210	202	194	187	180	173	165	154	140	121	99	74
-	4XRS5/44-4	4	5.5		280	270	259	249	241	231	220	205	187	161	132	99
-	4XRS5/58-5.5	5.5	7.5		369	356	341	329	317	304	290	271	246	213	174	130

Technical Data

MODEL		P ₂		DELIVERY n≈2850 1/min												
1 ~ 220 - 240V	3 ~ 380 - 415V	kW	HP	Q	0	1.2	2.4	3.6	4.8	6.0	7.2	8.4	9.6	10.8		
				m³/h	0	20	40	60	80	100	120	140	160	180		
4XRSm8/5-0.75	4XRS8/5-0.75	0.75	1	H(m)	30	28	26	25	24	23	22	20	17	14		
4XRSm8/7-1.1	4XRS8/7-1.1	1.1	1.5		42	39	37	35	34	32	31	28	24	20		
4XRSm8/10-1.5	4XRS8/10-1.5	1.5	2		60	56	53	50	48	46	44	40	35	29		
4XRSm8/15-2.2	4XRS8/15-2.2	2.2	3		90	84	79	75	72	69	66	60	52	43		
-	4XRS8/18-3	3	4		108	100	95	91	86	83	79	72	63	51		
-	4XRS8/24-4	4	5.5		144	134	126	121	115	110	105	96	84	69		
-	4XRS8/36-5.5	5.5	7.5		216	201	189	181	173	166	157	144	125	103		

4XRS 14



Technical Data

MODEL		P ₂		DELIVERY n ≈ 2850 1/min																					
1 ~ 220 - 240V	3 ~ 380 - 415V	kW	HP	Q m³/h l/min	0	1.8	3.6	5.4	7.2	9.0	10.8	12.6	14.4	16.2	18	H(m)									
4XRSm14/5-1.5	4XRS14/5-1.5	1.5	2		0	30	60	90	120	150	180	210	240	270	300	34	34	32	31	30	28	27	25	21	17
-	4XRS14/7-2.2	2.2	3	48	47	45	43	41	40	38	34	30	24	16	69	67	64	61	59	57	54	49	42	34	23
-	4XRS14/10-3	3	4	89	87	83	80	77	74	70	64	55	45	30	124	121	114	110	107	102	97	89	76	62	41
-	4XRS14/18-5.5	5.5	7.5	172	168	159	153	148	142	135	123	106	86	57	-	-	-	-	-	-	-	-	-	-	-
-	4XRS14/25-7.5	7.5	10	-	-	-	-	-	-	-	-	-	-	-	-	-	-	-	-	-	-	-	-	-	-

4DW

Submersible Borehole Pump

4DWP

Application

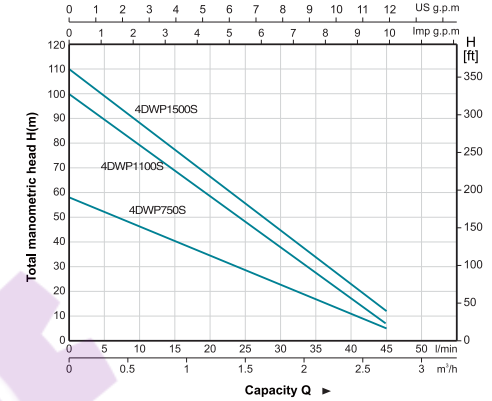
- For water supply from wells or reservoirs.
- For domestic use, for civil and industrial applications.
- For garden use and irrigation.

Operating conditions

- Maximum fluid temperature up to +40°C
- Maximum sand content: 0.15%
- Maximum immersion: 50 m
- Minimum well diameter: 4"

Motor and Pump

- Rewindable motor
- **Three-phase:** 380V-415V/50Hz
- **Single-phase:** 220V-240V/50Hz
- Equip with start control box or digital auto-control box
- Curve tolerance according to ISO 2548



4DWP(m)750S

- Stainless Steel Connector (omitted for copper connector)
- Rated Power (W)
- Single-phase Motor
- Peripheral Type Impeller
- Submersible Borehole Pump
- Min. Well Diameter: 4"

Components	Material
Delivery casing	AISI 201 SS
Suction lantern	AISI 201 SS
Diffuser	AISI 201 SS
Impeller	Cast-Cu ASTM280
Strainer	AISI 304 SS
Motor external casing	AISI 304 SS
Top check	1: Cast-Cu ASTM280 2: Cast iron G20 UNI5007
Bottom support	AISI 304 SS
Mechanical seal	Carbon/ceramic
Shaft	AISI 304es-C1045
Bearing	NSK
Seal lubricant oil	Oil for food machinery and pharmaceutical use.



Technical Data

Model		P ₂		Delivery																			
1 ~ 220V/240V	3 ~ 380V/415V	KW	HP	Q m³/h l/min	0	0.3	0.6	0.9	1.2	1.5	1.8	2.1	2.4	2.7	H(m)								
4DWPm750S	4DWP750S	0.75	1		0	5	10	15	20	25	30	35	40	45	58	52	46	40	34	28	22	16	10
-	4DWP1100S	1.1	1.5	100	89	79	69	59	48	38	28	17	7	100	89	79	69	59	48	38	28	17	7
-	4DWP1500S	1.5	2	110	99	88	78	67	56	45	34	23	12	110	99	88	78	67	56	45	34	23	12

4DW2

Application

- For water supply from wells or reservoirs
- For domestic use, for civil and industrial applications
- For garden use and irrigation

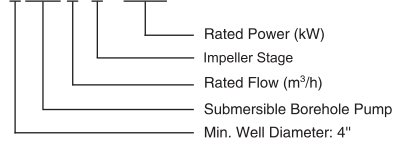
Operating conditions

- Maximum fluid temperature up to +35°C
- Maximum sand content: 0.15%
- Maximum immersion: 50 m
- Minimum well diameter: 4"

Motor and Pump

- Rewindable motor
- **Three-phase:** 380V–415V/50Hz
- **Single-phase:** 220V–240V/50Hz
- Equip with start control box or digital auto-control box
- Pumps are designed by casing stressed
- Curve tolerance according to ISO 2548

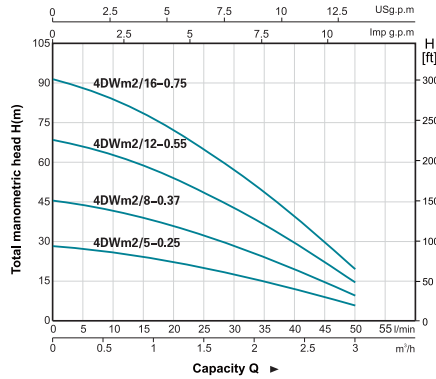
4DW2/8–0.37



Components	Material
Delivery casing	AISI 304 SS
Suction lantern	AISI 304 SS
Diffuser	PC
Impeller	PPO
Strainer	AISI 304 SS
Motor external casing	Cast iron G20 UNI5007
Top chock	Cast-aluminum
Bottom support	AISI 304 SS
Mechanical seal	Carbon/ceramic
Shaft	AISI 304SS-C1045
Bearing	NSK
Seal lubricant oil	Oil for food machinery and pharmaceutical use.

Technical Data

Model		P ₂		Delivery																					
1~	3~	KW	HP	Q	m ³ /h																				
220V/240V	380V/415V				0	0.3	0.6	0.9	1.2	1.5	1.8	2.1	2.4	2.7	3.0										
4DWm2/5-0.25	4DW2/5-0.25	0.25	0.33	H(m)	29	28	26	25	23	20	18	15	13	9	6										
4DWm2/8-0.37	4DW2/8-0.37	0.37	0.55		46	45	42	40	37	33	29	25	20	15	10										
4DWm2/12-0.55	4DW2/12-0.55	0.55	0.75		69	67	63	59	55	49	44	37	30	23	15										
4DWm2/16-0.75	4DW2/16-0.75	0.75	1		92	89	84	79	73	65	58	49	40	30	20										



5DW

Submersible Borehole Pump

5DW

Application

- For water supply from wells or reservoirs
- For domestic use, for civil and industrial applications
- For garden use and irrigation

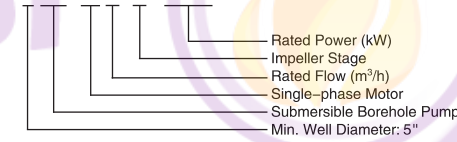
Operating conditions

- Maximum fluid temperature up to +35°C
- Minimum immersion: 100 mm
- Maximum immersion: 20 m
- Minimum well diameter: 5"

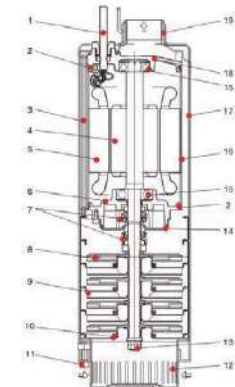
Motor and Pump

- Rewindable motor
- **Three-phase:** 380V–415V/50Hz
- **Single-phase:** 220V–240V/50Hz
- Cable length: 15 m
- Insulation class: F
- Protection class: IP68

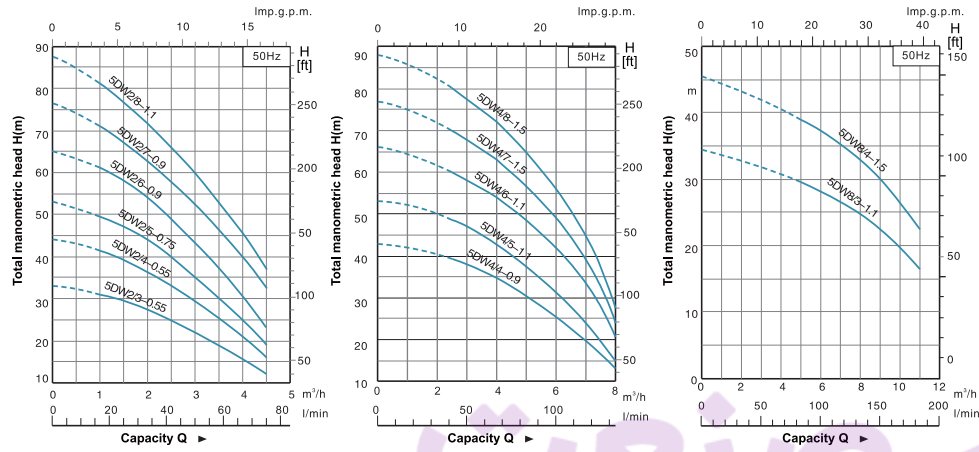
5DWm2/3–0.55



No.	Components	Material
1	Cable	H07RN-F
2	O ring	NBR
3	Bolt	AISI 304
4	Rotor	
5	Stator	
6	Bearing seat	Copper/AISI 304
7	Mechanical seal	Carbon/Ceramic, Sic/Sic
8	Impeller	AISI 304
9	Diffuser	AISI 304
10	Seal ring	PTFE
11	Bolt	AISI 304
12	Suction filter	AISI 304
13	Nut	AISI 304
14	Plate	AISI 304
15	Ball bearing	
16	Motor housing	AISI 304
17	Pump casing	AISI 304
18	Upper bearing seat	Copper/AISI 304
19	Outlet	AISI 304



Hydraulic Performance Curves



Technical Data

Model		P ₂		Q	H									
3~	1~	kW	HP		m ³ /h	0	1	1.5	2	2.5	3	3.5	4	4.5
5DW2/3-0.55	5DWm2/3-0.55	0.55	0.75	l/min	0	16.6	25	33.3	41.6	50	58.3	66.6	75	
5DW2/4-0.55	5DWm2/3-0.55	0.55	0.75		33	31	29.5	27.5	25	22	19	16	12	
5DW2/5-0.75	5DWm2/5-0.75	0.75	1		44	41.5	39.5	36.5	33.5	29.5	25.5	21	16	
5DW2/6-0.9	5DWm2/6-0.9	0.9	1.2		53	49.5	47	44	40	35	30	25	19	
5DW2/7-0.9	5DWm2/7-0.9	0.9	1.2		65	61	58	54	49	43	37	30.5	23	
5DW2/8-1.1	5DWm2/8-1.1	1.1	1.5		76.5	71	67.5	62.5	57.5	52.5	46	40	32.5	
					87.5	81	77	71.5	66	60	52.5	46	37	

Model		P ₂		Q	H										
3~	1~	kW	HP		m ³ /h	0	2.5	3	3.5	4	4.5	5	6	7	8
5DW4/4-0.9	5DWm4/4-0.9	0.9	1.2	l/min	0	41.6	50	58.3	66.6	75	83.3	100	116	133	
5DW4/5-1.1	5DWm4/5-1.1	1.1	1.5		43	39	38	36.5	35	33	30	25.5	19.5	13	
5DW4/6-1.1	5DWm4/6-1.1	1.1	1.5		53	48	46.5	45	43	40	37.5	32	24	15	
5DW4/7-1.5	5DWm4/7-1.5	1.5	2		66	60	58	56	54	51.5	49	42	34	20.5	
5DW4/8-1.5	5DWm4/8-1.5	1.5	2		77	70	68	65.5	63	60	57	49	39.5	24	
					88	80	77.5	75	72	68.5	65	56	45	27.5	

Model		P ₂		Q	H										
3~	1~	kW	HP		m ³ /h	0	5	6	7	8	9	10	11		
5DW8/3-1.1	5DWm8/3-1.1	1.1	1.5	l/min	0	83.3	100	116	133	150	166	183			
5DW8/4-1.5	5DWm8/4-1.5	1.5	2		34.5	29.5	28	26.5	24.5	22.5	20	16.5			
					45.5	39	37	35	32.5	30	26.5	22.5			

3XR 1.8

MODEL		DN	DIMENSIONS(mm)					WEIGHTS(kg)				
1~ 220 - 240V	3~ 380 - 415V		P	M(s)	M(T)	T(s)	T(T)	P	M(s)	M(T)	T(s)	T(T)
3XRm1.8/8-0.18	3XR1.8/8-0.18	1"1/4"	377	288	288	665	665	1.8	4.0	4.0	5.8	5.8
3XRm1.8/11-0.25	3XR1.8/11-0.25	1"1/4"	444	308	288	752	752	2.1	4.8	4.0	6.9	6.1
3XRm1.8/15-0.37	3XR1.8/15-0.37	1"1/4"	535	338	308	873	873	2.4	5.6	4.8	8.0	7.2
3XRm1.8/21-0.55	3XR1.8/21-0.55	1"1/4"	694	368	338	1062	1032	3.2	6.4	5.6	9.6	8.8
3XRm1.8/27-0.75	3XR1.8/27-0.75	1"1/4"	830	408	368	1238	1198	3.5	7.5	6.4	11.0	9.9
3XRm1.8/39-1.1	3XR1.8/39-1.1	1"1/4"	1101	493	448	1594	1549	4.9	10.0	8.7	14.9	13.6
3XRm1.8/47-1.5	3XR1.8/47-1.5	1"1/4"	1306	543	493	1849	1799	5.8	11.3	10.0	17.1	15.8



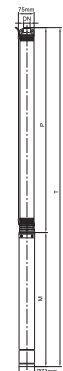
3XR 2.5

MODEL		DN	DIMENSIONS(mm)					WEIGHTS(kg)				
1~ 220 - 240V	3~ 380 - 415V		P	M(s)	M(T)	T(s)	T(T)	P	M(s)	M(T)	T(s)	T(T)
3XRm2.5/8-0.25	3XR2.5/8-0.25	1"1/4"	405	308	288	713	693	1.8	4.8	4.0	6.6	5.8
3XRm2.5/11-0.37	3XR2.5/11-0.37	1"1/4"	483	338	308	821	791	2.1	5.6	4.8	7.7	6.9
3XRm2.5/16-0.55	3XR2.5/16-0.55	1"1/4"	613	368	338	981	951	2.5	6.4	5.6	8.9	8.1
3XRm2.5/21-0.75	3XR2.5/21-0.75	1"1/4"	768	408	368	1176	1136	3.2	7.5	6.4	10.7	9.6
3XRm2.5/31-1.1	3XR2.5/31-1.1	1"1/4"	1029	493	448	1522	1477	4.1	10.0	8.7	14.1	12.8
3XRm2.5/37-1.5	3XR2.5/37-1.5	1"1/4"	1209	543	493	1752	1702	4.7	11.3	10.0	16.0	14.7



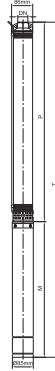
3XR 3.5

MODEL		DN	DIMENSIONS(mm)					WEIGHTS(kg)				
1~ 220 - 240V	3~ 380 - 415V		P	M(s)	M(T)	T(s)	T(T)	P	M(s)	M(T)	T(s)	T(T)
3XRm3.5/6-0.25	3XR3.5/6-0.25	1"1/4"	397	308	288	705	685	1.7	4.8	4.0	6.5	5.7
3XRm3.5/9-0.37	3XR3.5/9-0.37	1"1/4"	498	338	308	836	806	2.0	5.6	4.8	7.6	6.8
3XRm3.5/12-0.55	3XR3.5/12-0.55	1"1/4"	599	368	338	967	937	2.3	6.4	5.6	8.7	7.9
3XRm3.5/16-0.75	3XR3.5/16-0.75	1"1/4"	757	408	368	1165	1125	2.8	7.5	6.4	10.3	9.2
3XRm3.5/24-1.1	3XR3.5/24-1.1	1"1/4"	1026	493	448	1519	1474	3.9	10.0	8.7	13.9	12.6
3XRm3.5/28-1.5	3XR3.5/28-1.5	1"1/4"	1184	543	493	1727	1677	4.3	11.3	10.0	15.6	14.3



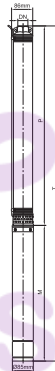
3.5XR 2

MODEL		DN	DIMENSIONS(mm)					WEIGHTS(kg)				
1 ~ 220 - 240V	3 ~ 380 - 415V		P	M(s)	M(T)	T(s)	T(T)	P	M(s)	M(T)	T(s)	T(T)
3.5XRm2/8-0.25	3.5XR2/8-0.25	1 1/2" / 1 1/2"	396	303	303	699	699	1.8	5.5	5.5	7.3	7.3
3.5XRm2/11-0.37	3.5XR2/11-0.37	1 1/2" / 1 1/2"	466	318	303	784	769	2.1	6.1	5.5	8.2	7.6
3.5XRm2/14-0.55	3.5XR2/14-0.55	1 1/2" / 1 1/2"	536	338	318	874	854	2.3	6.8	6.1	9.1	8.4
3.5XRm2/17-0.75	3.5XR2/17-0.75	1 1/2" / 1 1/2"	607	363	338	970	945	2.6	7.8	6.8	10.4	9.4
3.5XRm2/25-1.1	3.5XR2/25-1.1	1 1/2" / 1 1/2"	819	413	388	1232	1207	3.6	9.9	8.8	13.5	12.4
3.5XRm2/33-1.5	3.5XR2/33-1.5	1 1/2" / 1 1/2"	1007	463	438	1470	1445	4.3	11.8	10.7	16.1	15.0



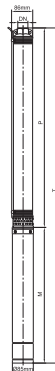
3.5XR 3

MODEL		DN	DIMENSIONS(mm)					WEIGHTS(kg)				
1 ~ 220 - 240V	3 ~ 380 - 415V		P	M(s)	M(T)	T(s)	T(T)	P	M(s)	M(T)	T(s)	T(T)
3.5XRm3/6-0.25	3.5XR3/6-0.25	1 1/2" / 1 1/2"	367	303	303	670	670	2.1	5.5	5.5	7.6	7.6
3.5XRm3/8-0.37	3.5XR3/8-0.37	1 1/2" / 1 1/2"	419	318	303	737	722	2.5	6.1	5.5	8.6	8.0
3.5XRm3/11-0.55	3.5XR3/11-0.55	1 1/2" / 1 1/2"	498	338	318	836	816	3.0	6.8	6.1	9.8	9.1
3.5XRm3/14-0.75	3.5XR3/14-0.75	1 1/2" / 1 1/2"	577	363	338	940	915	3.5	7.8	6.8	11.3	10.3
3.5XRm3/20-1.1	3.5XR3/20-1.1	1 1/2" / 1 1/2"	760	413	388	1173	1148	4.8	9.9	8.8	14.7	13.6
3.5XRm3/26-1.5	3.5XR3/26-1.5	1 1/2" / 1 1/2"	918	463	438	1381	1356	5.8	11.8	10.7	17.6	16.5



3.5XR 4

MODEL		DN	DIMENSIONS(mm)					WEIGHTS(kg)				
1 ~ 220 - 240V	3 ~ 380 - 415V		P	M(s)	M(T)	T(s)	T(T)	P	M(s)	M(T)	T(s)	T(T)
3.5XRm4/5-0.25	3.5XR4/5-0.25	1 1/2" / 1 1/2"	354	303	303	657	657	2.0	5.5	5.5	7.5	7.5
3.5XRm4/7-0.37	3.5XR4/7-0.37	1 1/2" / 1 1/2"	413	318	303	731	716	2.3	6.1	5.5	8.4	7.8
3.5XRm4/9-0.55	3.5XR4/9-0.55	1 1/2" / 1 1/2"	471	338	318	809	789	2.7	6.8	6.1	9.5	8.8
3.5XRm4/11-0.75	3.5XR4/11-0.75	1 1/2" / 1 1/2"	529	363	338	892	867	3.0	7.8	6.8	10.8	9.8
3.5XRm4/16-1.1	3.5XR4/16-1.1	1 1/2" / 1 1/2"	700	413	388	1113	1088	3.9	9.9	8.8	13.8	12.7
3.5XRm4/21-1.5	3.5XR4/21-1.5	1 1/2" / 1 1/2"	845	463	438	1308	1283	5.0	11.8	10.7	16.8	15.7



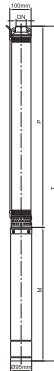
4XR 2

MODEL		DN	DIMENSIONS(mm)					WEIGHTS(kg)				
1 ~ 220 - 240V	3 ~ 380 - 415V		P	M(s)	M(T)	T(s)	T(T)	P	M(s)	M(T)	T(s)	T(T)
4XRm2/7-0.25	4XR2/7-0.25	1 1/2" / 1 1/2"	392	299	299	691	691	3.3	5.5	5.8	8.8	9.1
4XRm2/9-0.37	4XR2/9-0.37	1 1/2" / 1 1/2"	440	314	314	754	754	3.8	6.7	6.7	10.5	10.5
4XRm2/12-0.55	4XR2/12-0.55	1 1/2" / 1 1/2"	514	329	329	843	843	4.8	7.3	7.3	11.9	11.9
4XRm2/16-0.75	4XR2/16-0.75	1 1/2" / 1 1/2"	611	359	344	970	955	5.5	8.7	8.0	14.2	13.5
4XRm2/22-1.1	4XR2/22-1.1	1 1/2" / 1 1/2"	789	399	379	1188	1168	7.0	10.6	9.8	17.6	16.8
4XRm2/28-1.5	4XR2/28-1.5	1 1/2" / 1 1/2"	936	449	424	1385	1360	8.4	12.9	11.7	21.3	20.1
4XRm2/40-2.2	4XR2/40-2.2	1 1/2" / 1 1/2"	1228	542	514	1770	1742	10.9	17.7	15.7	28.6	26.6
-	4XR2/52-3	1 1/2" / 1 1/2"	1553	-	594	-	2147	13.9	-	19.8	-	33.7
-	4XR2/65-4	1 1/2" / 1 1/2"	1901	-	698	-	2599	17.5	-	23.7	-	41.2



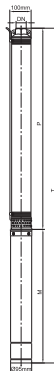
4XR 3

MODEL		DN	DIMENSIONS(mm)					WEIGHTS(kg)				
1 ~ 220 - 240V	3 ~ 380 - 415V		P	M(s)	M(T)	T(s)	T(T)	P	M(s)	M(T)	T(s)	T(T)
4XRm3/5-0.25	4XR3/5-0.25	1 1/2" / 1 1/2"	355	299	299	654	654	2.8	5.5	5.8	8.3	8.6
4XRm3/7-0.37	4XR3/7-0.37	1 1/2" / 1 1/2"	409	314	314	723	723	3.4	6.7	6.7	10.1	10.1
4XRm3/10-0.55	4XR3/10-0.55	1 1/2" / 1 1/2"	490	329	329	814	819	4.1	7.3	7.3	11.4	11.4
4XRm3/13-0.75	4XR3/13-0.75	1 1/2" / 1 1/2"	571	359	344	930	915	4.9	8.7	8.0	13.6	12.9
4XRm3/18-1.1	4XR3/18-1.1	1 1/2" / 1 1/2"	737	399	379	1136	1116	6.2	10.6	9.8	16.8	16.0
4XRm3/22-1.5	4XR3/22-1.5	1 1/2" / 1 1/2"	844	449	424	1293	1268	7.3	12.9	11.7	20.2	19.0
4XRm3/30-2.2	4XR3/30-2.2	1 1/2" / 1 1/2"	1059	542	514	1601	1573	9.3	17.7	15.7	27.0	25.0
-	4XR3/40-3	1 1/2" / 1 1/2"	1360	-	594	-	1954	11.9	-	19.8	-	31.7
-	4XR3/50-4	1 1/2" / 1 1/2"	1629	-	698	-	2327	14.5	-	23.7	-	38.2
-	4XR3/62-5.5	1 1/2" / 1 1/2"	1983	-	788	-	2771	17.6	-	28.0	-	45.6



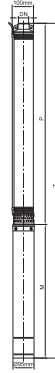
4XR 4

MODEL		DN	DIMENSIONS(mm)					WEIGHTS(kg)				
1 ~ 220 - 240V	3 ~ 380 - 415V		P	M(s)	M(T)	T(s)	T(T)	P	M(s)	M(T)	T(s)	T(T)
4XRm4/6-0.37	4XR4/6-0.37	1 1/2" / 1 1/2"	396	314	314	710	710	3.2	6.7	6.7	9.9	9.9
4XRm4/8-0.55	4XR4/8-0.55	1 1/2" / 1 1/2"	454	329	329	783	783	3.7	7.3	7.3	11.0	11.0
4XRm4/10-0.75	4XR4/10-0.75	1 1/2" / 1 1/2"	513	359	344	872	857	4.3	8.7	8.0	13.0	12.3
4XRm4/14-1.1	4XR4/14-1.1	1 1/2" / 1 1/2"	630	399	379	1029	1009	5.3	10.6	9.8	15.9	15.1
4XRm4/18-1.5	4XR4/18-1.5	1 1/2" / 1 1/2"	778	449	424	1227	1202	6.4	12.9	11.7	19.3	18.1
4XRm4/24-2.2	4XR4/24-2.2	1 1/2" / 1 1/2"	953	542	514	1495	1467	8.1	17.7	15.7	25.8	23.8
-	4XR4/32-3	1 1/2" / 1 1/2"	1187	-	594	-	1781	10.2	-	19.8	-	30.0
-	4XR4/40-4	1 1/2" / 1 1/2"	1452	-	698	-	2150	12.4	-	23.7	-	36.1
-	4XR4/50-5.5	1 1/2" / 1 1/2"	1744	-	788	-	2532	15.1	-	28.0	-	43.1
-	4XR4/62-7.5	1 1/2" / 1 1/2"	2126	-	908	-	3034	18.4	-	34.0	-	52.4



4XR 6

MODEL		DN	DIMENSIONS(mm)					WEIGHTS(kg)				
1 ~ 220 - 240V	3 ~ 380 - 415V		P	M(s)	M(T)	T(s)	T(T)	P	M(s)	M(T)	T(s)	T(T)
4XRm6/5-0.37	4XR6/5-0.37	1 1/4" / 1 1/2"	400	314	314	714	714	3.0	6.7	6.7	9.7	9.7
4XRm6/6-0.55	4XR6/6-0.55	1 1/4" / 1 1/2"	435	329	329	764	764	3.3	7.3	7.3	10.6	10.6
4XRm6/8-0.75	4XR6/8-0.75	1 1/4" / 1 1/2"	504	359	344	863	848	3.8	8.7	8.0	12.5	11.8
4XRm6/11-1.1	4XR6/11-1.1	1 1/4" / 1 1/2"	607	399	379	1006	986	4.7	10.6	9.8	15.3	14.5
4XRm6/14-1.5	4XR6/14-1.5	1 1/4" / 1 1/2"	742	449	424	1191	1166	5.6	12.9	11.7	18.5	17.3
4XRm6/20-2.2	4XR6/20-2.2	1 1/4" / 1 1/2"	949	542	514	1491	1463	7.3	17.7	15.7	25.0	23.0
-	4XR6/26-3	1 1/4" / 1 1/2"	1156	-	594	-	1750	9.0	-	19.8	-	28.8
-	4XR6/34-4	1 1/4" / 1 1/2"	1464	-	698	-	2162	11.3	-	23.7	-	35.0
-	4XR6/42-5.5	1 1/4" / 1 1/2"	1740	-	788	-	2528	13.6	-	28.0	-	41.6
-	4XR6/52-7.5	1 1/4" / 1 1/2"	2116	-	908	-	3024	16.4	-	34.0	-	50.4



4XR 12

MODEL		DN	DIMENSIONS(mm)					WEIGHTS(kg)				
1 ~ 220 - 240V	3 ~ 380 - 415V		P	M(s)	M(T)	T(s)	T(T)	P	M(s)	M(T)	T(s)	T(T)
4XRm12/4-0.75	4XR12/4-0.75	2"	452	359	344	811	796	3.1	8.7	8.0	11.8	11.1
4XRm12/6-1.1	4XR12/6-1.1	2"	564	399	379	963	943	3.8	10.6	9.8	14.4	13.6
4XRm12/8-1.5	4XR12/8-1.5	2"	676	449	424	1125	1100	4.6	12.9	11.7	17.5	16.3
4XRm12/12-2.2	4XR12/12-2.2	2"	931	542	514	1473	1445	6.1	17.7	15.7	23.8	21.8
-	4XR12/16-3	2"	1155	-	594	-	1749	7.6	-	19.8	-	27.4
-	4XR12/20-4	2"	1410	-	698	-	2108	9.2	-	23.7	-	32.9
-	4XR12/26-5.5	2"	1745	-	788	-	2533	11.4	-	28.0	-	39.4
-	4XR12/32-7.5	2"	2143	-	908	-	3020	13.7	-	34.0	-	47.7



4XR 8

MODEL		DN	DIMENSIONS(mm)					WEIGHTS(kg)				
1 ~ 220 - 240V	3 ~ 380 - 415V		P	M(s)	M(T)	T(s)	T(T)	P	M(s)	M(T)	T(s)	T(T)
4XRm8/5-0.55	4XR8/5-0.55	1 1/2" / 1 1/2"	418	329	329	747	747	3.0	7.3	7.3	10.3	10.3
4XRm8/7-0.75	4XR8/7-0.75	1 1/2" / 1 1/2"	494	359	344	853	838	3.6	8.7	8.0	12.3	11.6
4XRm8/9-1.1	4XR8/9-1.1	1 1/2" / 1 1/2"	570	399	379	969	949	4.2	10.6	9.8	14.8	14.0
4XRm8/12-1.5	4XR8/12-1.5	1 1/2" / 1 1/2"	717	449	424	1165	1141	5.1	12.9	11.7	18.0	16.8
4XRm8/17-2.2	4XR8/17-2.2	1 1/2" / 1 1/2"	907	542	514	1449	1421	6.6	17.7	15.7	24.3	22.3
-	4XR8/23-3	1 1/2" / 1 1/2"	1138	-	594	-	1730	8.4	-	19.8	-	28.2
-	4XR8/29-4	1 1/2" / 1 1/2"	1396	-	698	-	2094	10.1	-	23.7	-	33.8
-	4XR8/37-5.5	1 1/2" / 1 1/2"	1701	-	788	-	2489	12.5	-	28.0	-	40.5
-	4XR8/45-7.5	1 1/2" / 1 1/2"	2037	-	908	-	2945	14.9	-	34.0	-	48.9



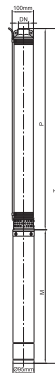
4XR 16

MODEL		DN	DIMENSIONS(mm)					WEIGHTS(kg)				
1 ~ 220 - 240V	3 ~ 380 - 415V		P	M(s)	M(T)	T(s)	T(T)	P	M(s)	M(T)	T(s)	T(T)
4XRm16/4-1.1	4XR16/4-1.1	2"	502	399	379	901	881	3.4	10.6	9.8	14.0	13.2
4XRm16/6-1.5	4XR16/6-1.5	2"	639	449	424	1088	1063	4.3	12.9	11.7	17.2	16.0
4XRm16/9-2.2	4XR16/9-2.2	2"	876	542	514	1418	1390	5.6	17.7	15.7	23.3	21.3
-	4XR16/12-3	2"	1081	-	594	-	1675	7.0	-	19.8	-	26.8
-	4XR16/16-4	2"	1386	-	698	-	2084	8.8	-	23.7	-	32.5
-	4XR16/20-5.5	2"	1660	-	788	-	2448	10.6	-	28.0	-	38.6
-	4XR16/25-7.5	2"	2034	-	908	-	2942	12.8	-	34.0	-	46.8



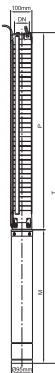
4XR 10

MODEL		DN	DIMENSIONS(mm)					WEIGHTS(kg)				
1 ~ 220 - 240V	3 ~ 380 - 415V		P	M(s)	M(T)	T(s)	T(T)	P	M(s)	M(T)	T(s)	T(T)
4XRm10/5-0.75	4XR10/5-0.75	1 1/2"	418	359	344	777	762	3.0	8.7	8.0	11.7	11.0
4XRm10/7-1.1	4XR10/7-1.1	1 1/2"	494	399	379	893	873	3.6	10.6	9.8	14.2	13.4
4XRm10/10-1.5	4XR10/10-1.5	1 1/2"	609	449	424	1058	1033	4.5	12.9	11.7	17.4	16.2
4XRm10/14-2.2	4XR10/14-2.2	1 1/2"	716	502	514	1218	1231	5.1	15.7	15.7	20.8	20.8
-	4XR10/18-3	1 1/2"	945	-	594	-	1539	6.9	-	19.8	-	26.7
-	4XR10/22-4	1 1/2"	1097	-	698	-	1796	8.1	-	23.7	-	31.8
-	4XR10/28-5.5	1 1/2"	1357	-	788	-	2146	9.8	-	28.0	-	37.8
-	4XR10/36-7.5	1 1/2"	1662	-	908	-	2570	12.2	-	34.0	-	46.2



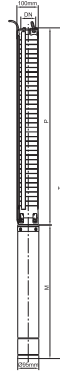
4XRS 2

MODEL		DN	DIMENSIONS(mm)					WEIGHTS(kg)				
1 ~ 220 - 240V	3 ~ 380 - 415V		P	M(s)	M(T)	T(s)	T(T)	P	M(s)	M(T)	T(s)	T(T)
4XRSm2/9-0.37	4XRS2/9-0.37	1 1/2" / 1 1/2"	344	314	314	658	658	3.1	6.7	6.7	9.8	9.8
4XRSm2/13-0.55	4XRS2/13-0.55	1 1/2" / 1 1/2"	428	329	329	757	757	4.0	7.3	7.3	11.3	11.3
4XRSm2/18-0.75	4XRS2/18-0.75	1 1/2" / 1 1/2"	533	359	344	892	877	5.1	8.7	8.0	13.8	13.1
4XRSm2/23-1.1	4XRS2/23-1.1	1 1/2" / 1 1/2"	628	399	379	1027	1007	6.1	10.6	9.8	16.7	15.9
4XRSm2/33-1.5	4XRS2/33-1.5	1 1/2" / 1 1/2"	848	449	424	1297	1272	8.1	12.9	11.7	21.0	19.8
4XRSm2/48-2.2	4XRS2/48-2.2	1 1/2" / 1 1/2"	1310	594	554	1904	1864	13.0	19.8	17.7	32.8	27.2
-	4XRS2/65-3	1 1/2" / 1 1/2"	1520	-	594	-	2114	15.2	-	19.8	-	35.0



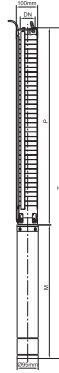
4XRS 3

MODEL		DN	DIMENSIONS(mm)					WEIGHTS(kg)				
1 ~ 220 - 240V	3 ~ 380 - 415V		P	M(S)	M(T)	T(S)	T(T)	P	M(S)	M(T)	T(S)	T(T)
4XRSm3/6-0.37	4XRS3/6-0.37	1 1/2" 1/2"	281	314	314	595	595	2.5	6.7	6.7	9.2	9.2
4XRSm3/9-0.55	4XRS3/9-0.55	1 1/2" 1/2"	344	329	329	673	673	3.2	7.3	7.3	10.5	10.5
4XRSm3/12-0.75	4XRS3/12-0.75	1 1/2" 1/2"	407	359	344	766	751	3.8	8.7	8.0	12.5	11.8
4XRSm3/18-1.1	4XRS3/18-1.1	1 1/2" 1/2"	533	399	379	932	912	5.1	10.6	9.8	15.7	14.9
4XRSm3/25-1.5	4XRS3/25-1.5	1 1/2" 1/2"	680	449	424	1129	1104	6.6	12.9	11.7	19.5	18.3
4XRSm3/33-2.2	4XRS3/33-2.2	1 1/2" 1/2"	848	542	514	1390	1362	8.4	17.7	15.7	24.1	23.1
-	4XRS3/45-3	1 1/2" 1/2"	1100	-	594	-	1694	11.0	-	19.8	-	30.8
-	4XRS3/60-4	1 1/2" 1/2"	1247	-	658	-	1905	12.5	-	21.4	-	33.9
-	4XRS3/75-5	1 1/2" 1/2"	1415	-	698	-	2113	14.3	-	23.7	-	38.0



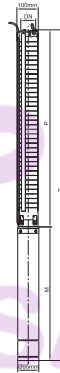
4XRS 14

MODEL		DN	DIMENSIONS(mm)					WEIGHTS(kg)				
1 ~ 220 - 240V	3 ~ 380 - 415V		P	M(S)	M(T)	T(S)	T(T)	P	M(S)	M(T)	T(S)	T(T)
4XRSm14/5-1.5	4XRS14/5-1.5	1 1/2" 1/2"	628	449	424	1077	1052	4.4	12.9	11.7	17.3	16.1
4XRSm14/7-2.2	4XRS14/7-2.2	1 1/2" 1/2"	838	542	514	1380	1352	5.0	17.7	15.7	22.7	20.7
-	4XRS14/10-3	1 1/2" 1/2"	1006	-	594	-	1600	6.0	-	19.8	-	25.8
-	4XRS14/13-4	1 1/2" 1/2"	1258	-	698	-	1956	7.0	-	23.7	-	30.7
-	4XRS14/18-5.5	1 1/2" 1/2"	1678	-	788	-	2466	8.7	-	28.0	-	36.7
-	4XRS14/25-7.5	1 1/2" 1/2"	2266	-	908	-	3174	11.1	-	34.0	-	45.1



4XRS 5

MODEL		DN	DIMENSIONS(mm)					WEIGHTS(kg)				
1 ~ 220 - 240V	3 ~ 380 - 415V		P	M(S)	M(T)	T(S)	T(T)	P	M(S)	M(T)	T(S)	T(T)
4XRSm5/4-0.37	4XRS5/4-0.37	1 1/2" 1/2"	251	314	314	565	565	2.2	6.7	6.7	8.9	8.9
4XRSm5/6-0.55	4XRS5/6-0.55	1 1/2" 1/2"	299	329	329	628	628	2.6	7.3	7.3	9.9	9.9
4XRSm5/8-0.75	4XRS5/8-0.75	1 1/2" 1/2"	347	359	344	706	691	3.1	8.7	8.0	11.8	11.1
4XRSm5/12-1.1	4XRS5/12-1.1	1 1/2" 1/2"	443	399	379	842	822	4.0	10.6	9.8	14.6	13.8
4XRSm5/17-1.5	4XRS5/17-1.5	1 1/2" 1/2"	563	449	424	1012	987	5.1	12.9	11.7	18.0	16.6
4XRSm5/25-2.2	4XRS5/25-2.2	1 1/2" 1/2"	755	542	514	1297	1269	7.0	17.7	15.7	24.7	22.7
-	4XRS5/33-3	1 1/2" 1/2"	947	-	594	-	1541	8.8	-	19.8	-	28.6
-	4XRS5/44-4	1 1/2" 1/2"	1208	-	698	-	1906	11.3	-	23.7	-	35.0
-	4XRS5/58-5.5	1 1/2" 1/2"	1538	-	788	-	2326	14.5	-	28.0	-	42.5



4XRS 8

MODEL		DN	DIMENSIONS(mm)					WEIGHTS(kg)				
1 ~ 220 - 240V	3 ~ 380 - 415V		P	M(S)	M(T)	T(S)	T(T)	P	M(S)	M(T)	T(S)	T(T)
4XRSm8/5-0.75	4XRS8/5-0.75	1 1/2" 1/2"	415	359	344	774	759	4.4	8.7	8.0	12.4	13.1
4XRSm8/7-1.1	4XRS8/7-1.1	1 1/2" 1/2"	499	399	379	898	878	5.0	10.6	9.8	14.8	15.6
4XRSm8/10-1.5	4XRS8/10-1.5	1 1/2" 1/2"	625	449	424	1074	1049	6.0	12.9	11.7	17.7	18.9
4XRSm8/15-2.2	4XRS8/15-2.2	1 1/2" 1/2"	835	542	514	1377	1349	7.7	17.7	15.7	23.4	25.4
-	4XRS8/18-3	1 1/2" 1/2"	961	-	594	-	1555	8.7	-	19.8	28.5	-
-	4XRS8/24-4	1 1/2" 1/2"	1213	-	698	-	1911	10.7	-	23.7	34.4	-
-	4XRS8/36-5.5	1 1/2" 1/2"	1717	-	788	-	2505	14.7	-	28.0	42.7	-

